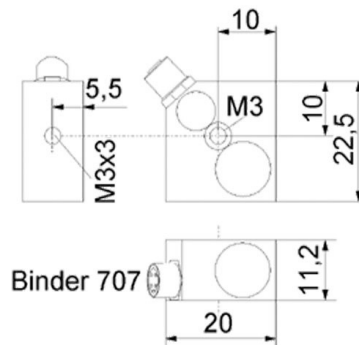



# Triaxial Accelerometer

KS943B100

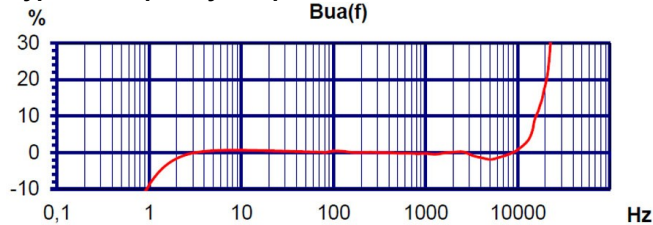
## Properties

- Small dimensions
- Central drilling for easy mounting and axis alignment
- Two sensitivity versions (10 and 100 mV/g)
- Applicable up to 120 °C

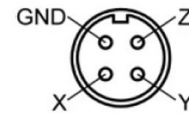


Piezo design	Shear design	
Output	IEPE	
Voltage sensitivity	100	mV/g
Sensitivity tolerance	5	%
Measurement range, pos./neg.	60	g
Destruction limit	8000	g
Transverse sensitivity	<5	%
Lower frequency limit (3 dB)	0,5	Hz
Upper frequency limit (3 dB)	22000 (Z); 11000 (X/Y)	Hz
Lower frequency limit (10 %)	1	Hz
Upper frequency limit (10 %)	16000 (Z); 6300 (X); 8000 (Y)	Hz
Lower frequency limit (5 %)	1,5	Hz
Upper frequency limit (5 %)	14000 (Z); 5000 (X); 6300 (Y)	Hz
Resonant frequency	>32 (Z)	kHz
Resonance amplitude	25	dB
Constant current supply	2 - 20	mA
Bias voltage at 4 mA	12 - 14	V
Output impedance	<150	Ω
Residual noise; wide band; RMS	<400 (0,5 - 20000 Hz)	μg
Noise density 1 Hz	100	μg/√Hz
Noise density 10 Hz	15	μg/√Hz
Noise density 100 Hz	4	μg/√Hz
Noise density 1000 Hz	1	μg/√Hz
Operating temperature range	-20 - 120	°C
Temperature coefficient of voltage sensitivity	-0,08 (<20 °C)	%/K
	-0,08 (20 - 80 °C)	%/K
	-0,11 (>80 °C)	%/K
Temperature transient sensitivity	0,015	m/s²/K
Weight without cable	16	g
Case material	Aluminum	
Connector direction	radial	
Connector	Binder 707	
Mounting	M3 (Y/Z)	

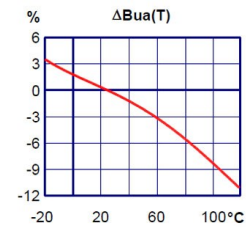
## Typical Frequency Response



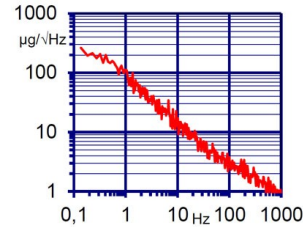
## Contact Arrangement



## Temperature Response



## Noise Characteristics



## Connection Accessories

- 091-B707-B711-3: IEPE cable; 3 m; Binder 707; 4 pins to Binder 711; male; 120  $^{\circ}C$ ;  $\varnothing 2,1$
- 034-B711f-BNC: IEPE cable adapter Binder 711; 0,5 m; 4 pin; female. to 3 x BNC; male; 80  $^{\circ}C$

## Mounting Accessories

- 308: Rare earth magnetic base; M3;  $\varnothing 22$ ; 120  $^{\circ}C$
- 329: Adhesive pad insulating flange; M3;  $\varnothing 20$ ; 110  $^{\circ}C$
- 140: Adapter for strap attachment on curved surfaces; M3
- 700: Underwater pressure hull for installation of sensors; 20 Bar

## Delivery version with accessories kit KS943B100/01

- 091-B707-B711-3: IEPE cable; 3 m; Binder 707; 4 pins to Binder 711; male; 120  $^{\circ}C$ ;  $\varnothing 2,1$
- 034-B711f-BNC: IEPE cable adapter Binder 711; 0,5 m; 4 pin; female. to 3 x BNC; male; 80  $^{\circ}C$
- 308: Rare earth magnetic base; M3;  $\varnothing 22$ ; 120  $^{\circ}C$
- 329: Adhesive pad insulating flange; M3;  $\varnothing 20$ ; 110  $^{\circ}C$
- 021: Mounting stud; M3 x 6

**Notice:** The standard delivery includes an individual data sheet.

This is a non-accredited measurement/calibration and consequently not covered by EA MLA.  
On request, we offer a DIN EN ISO/IEC 17025:2018 accredited calibration  
of the measurand acceleration in the measuring range 0.1  $m/s^2$  to 200  $m/s^2$ .



## Metra Meß- und Frequenztechnik Radebeul GmbH & Co. KG

Meißner Str. 58a

01445 Radebeul

Tel. +49 (0)351 836 2191

Internet: [www.MMF.de](http://www.MMF.de)

Email: [Info@MMF.de](mailto:Info@MMF.de)

Fax: +49 (0)351 836 2940

03.26

