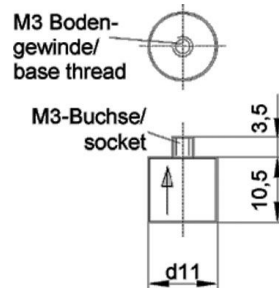


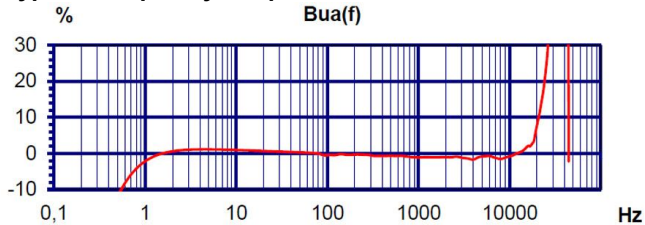
Properties

- Miniature transducer for light test objects
- Wide dynamic range
- High resonant frequency
- Two sensitivity versions (10 and 100 mV/g)
- Good resolution, also at low frequencies
- M3 base thread

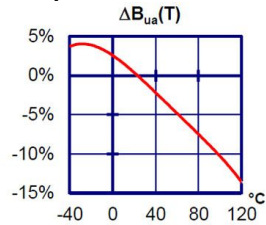


Piezo design	Shear design	
Output	IEPE	
Voltage sensitivity	100	mV/g
Sensitivity tolerance	5	%
Measurement range, pos./neg.	60	g
Destruction limit	8000	g
Transverse sensitivity	<5	%
Lower frequency limit (3 dB)	0,3	Hz
Upper frequency limit (3 dB)	28000	Hz
Lower frequency limit (10 %)	0,6	Hz
Upper frequency limit (10 %)	20000	Hz
Lower frequency limit (5 %)	1	Hz
Upper frequency limit (5 %)	18000	Hz
Resonant frequency	>40	kHz
Resonance amplitude	25	dB
Constant current supply	2 - 20	mA
Bias voltage at 4 mA	12 - 14	V
Output impedance	<100	Ω
Residual noise; wide band; RMS	<400 (0,5 - 20000 Hz)	μg
Noise density 1 Hz	100	μg/√Hz
Noise density 10 Hz	15	μg/√Hz
Noise density 100 Hz	4	μg/√Hz
Noise density 1000 Hz	1	μg/√Hz
Operating temperature range	-40 - 120	°C
Temperature coefficient of voltage sensitivity	-0,08 (-20 °C)	%/K
	-0,12 (20 °C)	%/K
	-0,13 (80 °C)	%/K
	-0,14 (>80 °C)	%/K
Temperature transient sensitivity	0,3	m/s ² /K
Magnetic field sensitivity	1,7	m/s ² /T
Weight without cable	3.2	g
Case material	Aluminum/stainless steel	
Connector direction	axial	
Connector	Subminiature M3	
Mounting	M3	

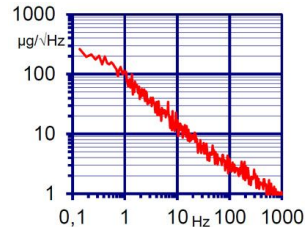
Typical Frequency Response



Temperature Coefficient



Noise Characteristics



Connection Accessories

- 009-SUB-BNC-1,5: Low-noise cable; 1,5 m; Subminiature M3 to BNC; 120 °C; D2,1
- 009-SUB-UNF-1,5: Low-noise cable; 1,5 m; Subminiature M3 to UNF 10-32; 120 °C; D2,1
- 009/T-SUB-UNF-1,5: Low-noise cable; 1,5 m; Subminiature M3 to UNF 10-32; 200 °C; D2,1
- 016: Coupler UNF 10-32 (female) to UNF 10-32 (female)
- 017: Plug adapter UNF10-32 (female) to BNC (male)
- 117: Plug adapter UNF10-32 (female) to BNC (female)
- 025: Plug adapter UNF10-32 (female) to TNC (male)

Mounting Accessories

- 002: Bees wax for temporary sensor attachment
- 021: Mounting stud; M3 x 6
- 106: Screwed insulating flange; 2 x M3; D12; 110 °C
- 129: Adhesive insulating; flange M3; D12; 110 °C
- 022: Thread adapter; M3 female to M5 x 5 male
- 108: Rare earth magnetic base; M3; D10; 120 °C
- 130: Triaxial mounting cube; M3; □12
- 140: Adapter for strap attachment on curved surfaces; M3

Delivery version with accessories kit KS94C100/01

- 009-SUB-BNC-1,5: Low-noise cable; 1,5 m; Subminiature M3 to BNC; 120 °C; D2,1
- 021: Mounting stud; M3 x 6
- 002: Bees wax for temporary sensor attachment
- 106: Screwed insulating flange; 2 x M3; D12; 110 °C
- 129: Adhesive insulating; flange M3; D12; 110 °C
- 108: Rare earth magnetic base; M3; D10; 120 °C

Notice:

The standard delivery includes an individual data sheet.

This is a non-accredited measurement/calibration and consequently not covered by EA MLA.

On request, we offer a DIN EN ISO/IEC 17025:2018 accredited calibration of the measurand acceleration in the measuring range 0.1 m/s² to 200 m/s².



Manfred Weber

Metra Mess- und Frequenztechnik in Radebeul e.K.

Meissner Str. 58

Internet: www.MMF.de

01445 Radebeul

Email: Info@MMF.de

Tel. +49 (0)351 836 2191

Fax: +49 (0)351 836 2940

08.23

